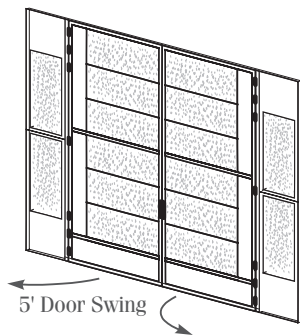


DEVILBISS

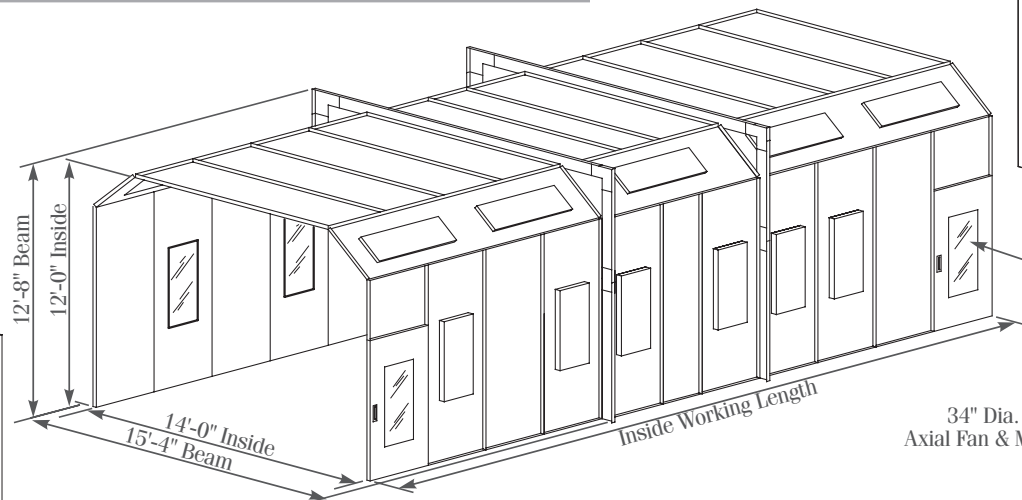
**AT-1412-75
Non-Pressurized
Crossdraft
Auto/Truck
Spray Booth**

**14' Wide x 12' High
75 FPM Booth Velocity**

Designed for Refinish Applications



Front Wall
with 10' Wide x 12' High
Filter Swing Doors



Working Compartment

UL Listed Class 1, Division 2
4-Tube Fluorescent
Spray Booth Light Fixtures

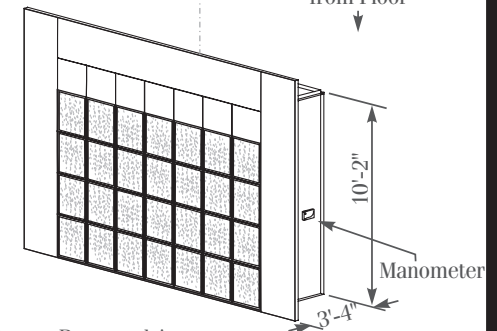
Refer to reverse for length
and technical specifications.

**Standard
Solid Back Exhaust**

34" Dia. Tube
Axial Fan & Motor

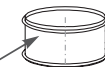


19'-0" Minimum
from Floor

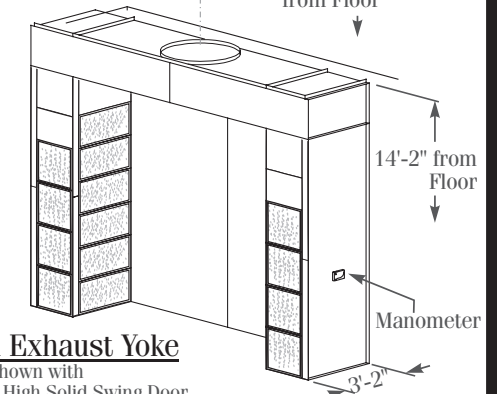


Personnel Access
Door with Window

34" Dia. Tube
Axial Fan & Motor



23'-0" Minimum
from Floor



Optional Exhaust Yoke

Shown with
10' Wide x 12' High Solid Swing Door

DEVILBISS

Auto-Truck Spray Booth

AT-1412-75 Non-Pressurized Crossdraft for Refinish Applications

14' Wide x 12' High x Length

Spray Booth Data						
Inside Working Length	Overall Length		Lighting			Qty. of Access Doors
	Solid Back Exhaust	Exhaust Yoke	Qty.	Full Load Amp Draw		
				120 V	277 V	
24'-0"	27'-6"	27'-4"	16	24	10.2	2
28'-0"	31'-6"	31'-4"	20	30	12.8	2
32'-0"	35'-6"	35'-4"	22	33	14.1	2
36'-0"	39'-6"	39'-4"	24	36	15.4	2
40'-0"	43'-6"	43'-4"	28	42	17.9	2
<div>■ Access doors include observation window.</div> <div>■ All fluorescent light fixtures are UL labeled and approved for Class 1, Division 2 hazardous locations under File No. E163163 and conform to the provisions of N.E.P.A. 33.</div> <div>■ All fixtures are shipped less tubes.</div> <div>■ All fixtures are mounted behind tempered safety glass.</div> <div>■ All glass conforms to A.N.S.I. Z97.1.</div>						

Code Compliance

ITW DeVilbiss Spray Booth Products offers a complete line of spray booths that conform to the requirements of:

1. National Fire Protection Agency Bulletin No. 33.
2. National Fire Protection Agency Bulletin No. 70 (National Electrical Code).
3. OSHA Safety and Health Standards (29 CFR 1910) 1910.107.
4. National Fire Protection Agency Bulletin No. 101.
5. National Fire Code of Canada
6. Canadian Electric Code.

including the **Series 3000 AT-1412 Dry Filter Crossdraft Spray Booth.**

DeVilbiss ProClean™ Exhaust filters meet UL-900 Class II requirements.

Electrical components, such as motors, motor starters, disconnect switches and push buttons are listed or approved for the Class and Division in which they are located.

Conformance to all of these requirements is dependent upon the manner in which the equipment is installed. The contractor will make certain that all of the electrical wire and conduit, piping, gas supply lines, roof penetrations, automatic fire protection systems, and the location of the equipment within the building also conform to the cited codes and other references.

Fire suppression systems are to conform to the requirements of OSHA, NFPA-33, or other agencies having jurisdiction. The specific requirements for fire suppression can be determined by contacting your insurance underwriter and local contractors who will supply and install the fire suppression system.

Important — DeVilbiss spray booths are designed expressly for the removal of solid particulate matter. Reduction or elimination of VOC (volatile organic compounds) emissions requires coatings reformulation and/or additional abatement equipment.

Exhaust Data							
Exhaust Fan Size	Motor H.P.	Full Load Amp Draw					CFM Capacity at 0.75" s.p.
		Single Phase 220 V	208 V	230 V	460 V	575 V	
34" Dia.	5	22.8	15.0	13.2	6.6	5.3	12,600
<ul style="list-style-type: none">■ Hip area not discounted for CFM.■ Motors listed above are TEFC.							

Galvanized Steel

11 ga. Support Beams

14 ga. Exhaust Fan Housing

18 ga. Booth Panels

Materials of Construction

Filter Data					
Description	Qty	Size in Inches	Part #	Qty./Case	Holding Grid
Filter Door	16	20 x 48	AR-477-K8	8	
Exhaust Solid Back	24	20 x 25	DF-9768-K20	20	DF-9759-K1
Exhaust Yoke	20				

ITW DeVilbiss Spray Booth Products
Call Toll Free 1-800-300-1546
USA (404) 696-4988 • Canada (705) 728-5982

© 1997 ITW DeVilbiss Spray Booth Products

The Right Way to Finish!™