

FUNDAMENTALS FOR **PROCLEAN**

STYLE EQUIPMENT

Best
quality
lighting
air flow
value

Bench Booths

Ideal for spraying
small product



TBI-7

Featuring



Overspray Management Technology



TBI-3

Your spray booth is an investment that pays many dividends by providing a cleaner painting environment for a better quality finish, a means of increasing productivity, and a superior working environment for your finisher.



TBI-3-BT

Fits on your bench top!



TBI-5

Bench Dry Filter Spray Booths

TBI Bench Booths are supplied complete with:

- High Efficiency Exhaust Fan
- TEFC type, 3 Phase Multi-Voltage (208-230/460/60 Hz/3 PH and 575/60/3) Electric Exhaust Fan Motor
- One Complete Set of Filter Media
- Manometer (Draft Gauge)
- Top or Rear Exhaust Outlet standard
- Class 1, Division 2 4-Tube Fluorescent Light Fixture(s), including Tubes Standard with 5'0" and 7'0" wide models.

Easy Assembly

This booth's tough 18-gauge corrosion resistant panels are designed for fast, easy assembly, while creating a strong, rigid structure. High quality assembly hardware and illustrated assembly instructions are included.

As we are continually trying to improve our products, specifications are subject to change without notice.

Paint Pockets® is a trademark of Products Unlimited.

Canada



United States

PRINTED IN U.S.A.
520 Wharton Circle, Atlanta, GA 30336
©2000 TEAM BLOWTHERM ALL RIGHTS RESERVED

1-800-300-1546
www.teamblowtherm.com

Reorder Number
PCL/FND-BB/02

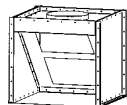
FUNDAMENTALS FOR PROCLEAN™

STYLE EQUIPMENT

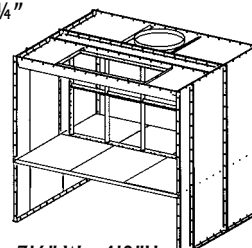
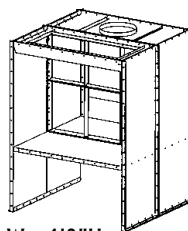
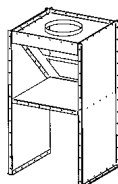
Best
quality
lighting
air flow
value

Bench Booths

- All models provide minimum 100 FPM.
- Exhaust and rear panel interchangeable on all models.



Fits on your bench top!



FAN HOUSING LENGTH

17 1/2" — 10 5/8"
24" — 18 1/4"

— 3' W x 2'10"H
— 20" x 25" filter frames

— 3' W x 2'10"H
— 20" x 25" filter frames

— 5' W x 4'2"H
— 20" x 25" filter frames

— 7'6" W x 4'2"H
— 20" x 25" filter frames

ProClean™ BENCH / BENCH TOP BOOTH DIMENSIONS AND FAN/MOTOR COMBINATIONS

Booth	Work Depths			Overall Dimensions			# of Light Fixtures	Fan Dia.	Fan Number 100 FPM	Motor HP	CFM Delivery @3/8" s.p.
	Height (Ft.)	Width (Ft.)	Depth (Ft.)	Height (Ft.)	Width (Ft.)	Depth (Ft.)					
TBI-3-BT	2'10"	3'0"	1'6"	3'0"	3'5"	3'2"	0	17 1/2"	FA-1716	.5	1704
TBI-3	2'10"	3'0"	1'6"	6'0"	3'5"	3'2"	0	17 1/2"	FA-1716	.5	1704
TBI-5	4'2"	5'0"	2'8"	7'0"	5'5"	5'2"	1	17 1/2"	FA-1721	1	2885
TBI-7	4'2"	7'6"	3'4"	7'0"	7'11"	6'2"	1	24"	FA-2426	1	5514

As we are continually trying to improve our products, specifications are subject to change without notice.

Canada



United States

PRINTED IN U.S.A.
520 Wharton Circle, Atlanta, GA 30336
©2000 TEAM BLOWTHERM ALL RIGHTS RESERVED

1-800-300-1546
www.teamblowtherm.com

Reorder Number
PCL/FND-BB/02